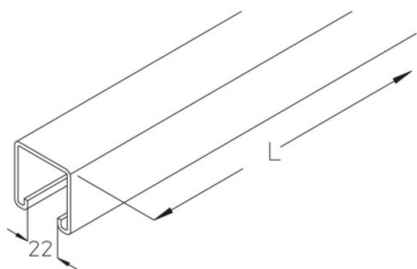


A 41

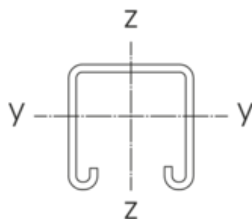
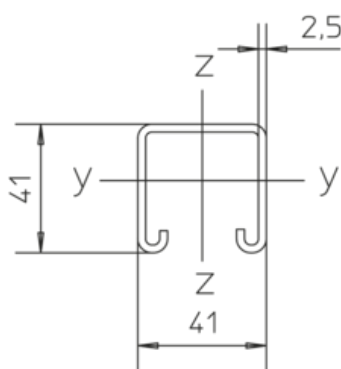
montageprofiel 41x41 mm, niet geperforeerd

montageprofiel 41x41x2,50 mm, zonder perforatie, sleufmaat 22 mm



H: hoogte
B: breedte
L: lengte
t: materiaaldikte
G: gewicht

DETAILS / TOEPASSINGEN



$$W_y = 3.19 \text{ cm}^3$$

$$W_z = 4.50 \text{ cm}^3$$

$$I_y = 7.31 \text{ cm}^4$$

$$I_z = 9.22 \text{ cm}^4$$

OPTIONELE TOEBEHOREN

AM22, SA 2, SAI 41, AMF22

