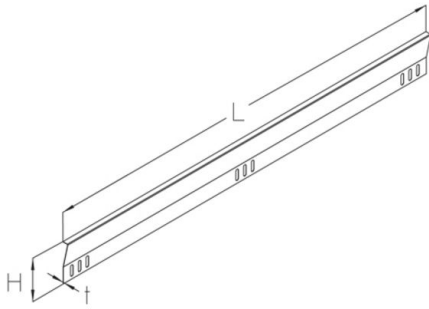


## STD-A

cover elevator



Three KLS 8X16 are required for screwing the STD-A to the LGG 60. Three KLS 10X20 are required to screw the STD-A to the STU 50 and STU 60. Three BS 4.2X13GV are required to fix the cable tray cover (RD) to the STD-A in conjunction with the sendzimir galvanised version. Three BLS 3.9X13E are required to fix the cable tray cover (RD) to the STD-A in conjunction with the hot-dip galvanised or stainless steel version. The cable tray cover and the fastening accessories are not included in the scope of delivery.

For a cable tray cover ST-RD with 3000 mm length 4x pieces STD-A are needed. Please pay attention to the corresponding number of mounting accessories.

### Continuously hot galvanized (Sendzimir process) (DIN EN 10346)

Product	H	L	t	G
STD-A 180S	180 mm	1500 mm	1,00 mm	2,33 kg
STD-A 150S	150 mm	1500 mm	1,00 mm	1,98 kg

### Hot-dip galvanized, according to BS 729 (DIN EN ISO 1461)

Product	H	L	t	G
STD-A 180F	180 mm	1500 mm	1,00 mm	2,50 kg
STD-A 150F	150 mm	1500 mm	1,00 mm	2,12 kg

### Stainless steel, according to ASTM 304 / BS 304 S 3

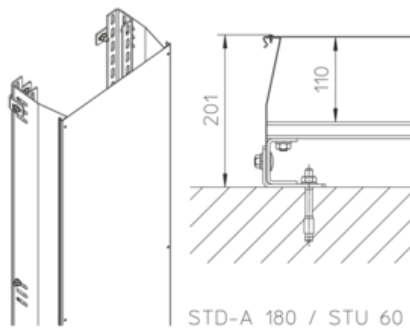
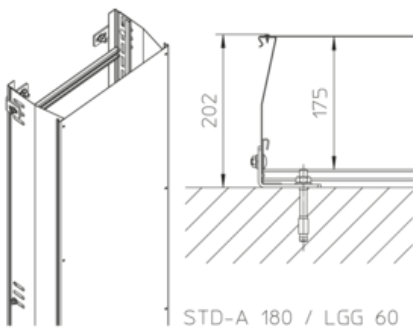
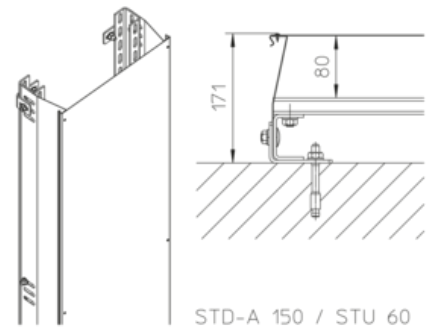
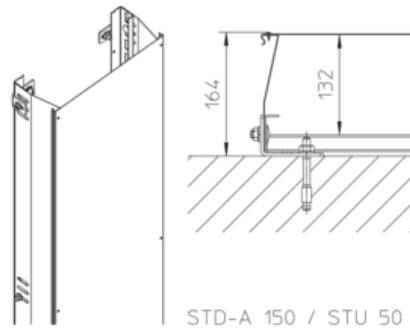
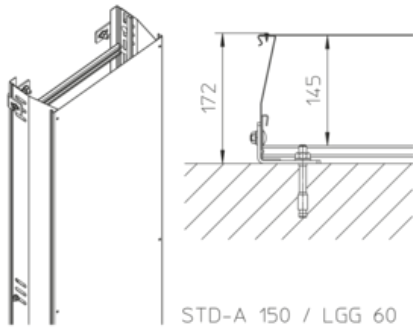
Product	H	L	t	G
STD-A 180E	180 mm	1500 mm	1,00 mm	2,37 kg
STD-A 150E	150 mm	1500 mm	1,00 mm	2,01 kg

H: height  
L: length



t: material thickness  
G: weight

## DETAILS / APPLICATIONS



## OPTIONAL ACCESSORIES

ST-RD, KLS, BS, BLS

