

## KDU 60

bracket support, heavy, 60x40 mm

ceiling bracket support heavy building class, U-profile 60x40x4 mm, continuously three-way perforated, with welded head plate (material thickness t), certified according to DIN EN 61537

This article is available made in material No. 1.4571/1.4404 (V4A) stainless steel finish.  $F_D/P$ : coefficient for calculation of the dowel load  $F_D$  with effective bracket load P. A support piece must be used from a console length of 500 mm.

galvanized, according to DIN EN ISO 19598 / DIN EN ISO 2081

Product	L	t	G
KDU 60-02GV	200 mm	6,00 mm	1,34 kg
KDU 60-03GV	300 mm	6,00 mm	1,67 kg
KDU 60-04GV	400 mm	6,00 mm	2,0 kg
KDU 60-05GV	500 mm	6,00 mm	2,33 kg
KDU 60-06GV	600 mm	6,00 mm	2,54 kg
KDU 60-07GV	700 mm	6,00 mm	2,88 kg
KDU 60-08GV	800 mm	6,00 mm	3,31 kg
KDU 60-09GV	900 mm	6,00 mm	3,64 kg
KDU 60-10GV	1000 mm	6,00 mm	3,97 kg
KDU 60-11GV	1100 mm	8,00 mm	4,52 kg
KDU 60-12GV	1200 mm	8,00 mm	4,85 kg
KDU 60-13GV	1300 mm	8,00 mm	5,18 kg
KDU 60-14GV	1400 mm	8,00 mm	5,51 kg
KDU 60-15GV	1500 mm	8,00 mm	5,84 kg
KDU 60-16GV	1600 mm	8,00 mm	6,19 kg
KDU 60-17GV	1700 mm	8,00 mm	6,53 kg
KDU 60-18GV	1800 mm	8,00 mm	6,86 kg
KDU 60-19GV	1900 mm	8,00 mm	7,1 kg
KDU 60-20GV	2000 mm	8,00 mm	7,48 kg



## Hot-dip galvanized, according to BS 729 (DIN EN ISO 1461)

Product	L	t	G
KDU 60-02F	200 mm	6,00 mm	1,4 kg
KDU 60-03F	300 mm	6,00 mm	1,8 kg
KDU 60-04F	400 mm	6,00 mm	2,1 kg
KDU 60-05F	500 mm	6,00 mm	2,5 kg
KDU 60-06F	600 mm	6,00 mm	2,8 kg
KDU 60-07F	700 mm	6,00 mm	3,2 kg
KDU 60-08F	800 mm	6,00 mm	3,5 kg
KDU 60-09F	900 mm	6,00 mm	3,9 kg
KDU 60-10F	1000 mm	6,00 mm	4,2 kg
KDU 60-11F	1100 mm	8,00 mm	4,8 kg
KDU 60-12F	1200 mm	8,00 mm	5,2 kg
KDU 60-13F	1300 mm	8,00 mm	5,5 kg
KDU 60-14F	1400 mm	8,00 mm	5,9 kg
KDU 60-15F	1500 mm	8,00 mm	6,3 kg
KDU 60-16F	1600 mm	8,00 mm	6,6 kg
KDU 60-17F	1700 mm	8,00 mm	7 kg
KDU 60-18F	1800 mm	8,00 mm	7,3 kg
KDU 60-19F	1900 mm	8,00 mm	7,7 kg
KDU 60-20F	2000 mm	8,00 mm	8,0 kg

## Stainless steel, according to ASTM 304 / BS 304 S 3

Product	L	t	G
KDU 60-02E	200 mm	6,00 mm	1,4 kg
KDU 60-03E	300 mm	6,00 mm	1,8 kg
KDU 60-04E	400 mm	6,00 mm	2,1 kg
KDU 60-05E	500 mm	6,00 mm	2,5 kg
KDU 60-06E	600 mm	6,00 mm	2,8 kg
KDU 60-07E	700 mm	6,00 mm	3,2 kg
KDU 60-08E	800 mm	6,00 mm	3,5 kg
KDU 60-09E	900 mm	6,00 mm	3,9 kg





Product	L	t	G
KDU 60-10E	1000 mm	6,00 mm	4,2 kg
KDU 60-11E	1100 mm	8,00 mm	4,8 kg
KDU 60-12E	1200 mm	8,00 mm	5,2 kg
KDU 60-13E	1300 mm	8,00 mm	5,5 kg
KDU 60-14E	1400 mm	8,00 mm	5,9 kg
KDU 60-15E	1500 mm	8,00 mm	6,3 kg
KDU 60-16E	1600 mm	8,00 mm	6,6 kg
KDU 60-17E	1700 mm	8,00 mm	7 kg
KDU 60-18E	1800 mm	8,00 mm	7,3 kg
KDU 60-19E	1900 mm	8,00 mm	7,7 kg
KDU 60-20E	2000 mm	8,00 mm	8 kg

## Hot-dip galvanized, according to BS 729 (DIN EN ISO 1461)

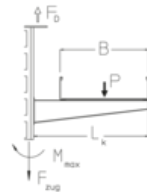
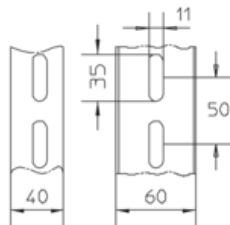
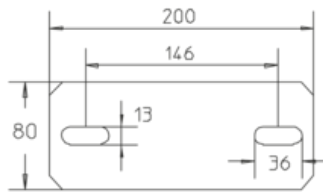
Product	L	t	G
KDU 60-200-HDG	200 mm	6,00 mm	1,41 kg
KDU 60-300-HDG	300 mm	6,00 mm	1,77 kg
KDU 60-400-HDG	400 mm	6,00 mm	2,07 kg
KDU 60-500-HDG	500 mm	6,00 mm	2,37 kg
KDU 60-600-HDG	600 mm	6,00 mm	2,72 kg
KDU 60-700-HDG	700 mm	6,00 mm	3,08 kg
KDU 60-800-HDG	800 mm	6,00 mm	3,50 kg
KDU 60-900-HDG	900 mm	6,00 mm	3,82 kg
KDU 60-1000-HDG	1000 mm	6,00 mm	4,09 kg
KDU 60-1100-HDG	1100 mm	8,00 mm	4,90 kg
KDU 60-1200-HDG	1200 mm	8,00 mm	5,20 kg
KDU 60-1300-HDG	1300 mm	8,00 mm	5,50 kg
KDU 60-1400-HDG	1400 mm	8,00 mm	5,90 kg
KDU 60-1500-HDG	1500 mm	8,00 mm	6,30 kg
KDU 60-1600-HDG	1600 mm	8,00 mm	6,60 kg
KDU 60-1700-HDG	1700 mm	8,00 mm	7,00 kg
KDU 60-1800-HDG	1800 mm	8,00 mm	7,30 kg
KDU 60-1900-HDG	1900 mm	8,00 mm	7,70 kg



Product	L	t	G
KDU 60-2000-HDG	2000 mm	8,00 mm	7,80 kg

**L:** length  
**t:** material thickness  
**G:** weight

## DETAILS / APPLICATIONS



$L \leq 1000$ :  $M_{max} = 1000$  Nm  
 $L > 1000$ :  $M_{max} = 1250$  Nm  
 $F_{zug} = 16$  kN

B	$L_k$	$P_{max}$		$F_D/P$
		$L > 1000$	$L < 1000$	
mm	mm	kN	kN	
100	120	19,3	12,5	1,2
200	220	12,9	8,3	1,5
300	320	9,7	6,2	1,9
400	420	7,7	5,0	2,2
500	520	6,4	4,2	2,6
600	620	5,5	3,6	2,9

## OPTIONAL ACCESSORIES

KHUV 60, KHUSS 60, KW, KWMS, KWS, SD, SU 60

